

THE ROAD TO CERTIFICATION



DLT COMMUNITY

The *Unified*
Voice of the DLT community!



Advocacy



Standards



Education

Becoming a CDT



- WHAT is a CDT?
- WHY become a CDT?
- WHAT is required to become a CDT?
- HOW to prepare to become a CDT?

What is a CDT?

National representative of the dental lab profession

Comply with National Quality Standards

Commitment to Improve/ Innovate Technologies



Why become a CDT?



- Career Commitment
- Professional Recognition
- Awareness of Current Standards & Regulations

Dennis Urban, 2024 CDT of the Year

A dark green, textured book cover with a white spine and a white label on the spine. The cover has a fine, woven texture. The spine is white and features a small, rectangular white label near the top. The book is shown from a slightly angled perspective, highlighting the spine and the front cover.


-



PROFESSIONAL RECOGNITION

- ✓ Accredited Restorative Team Member
- ✓ Career Placement
- ✓ Career Advancement

Professional Recognition





AWARENESS OF CURRENT STANDARDS & REGULATIONS

- ✓ Safety Standards
- ✓ New Materials
- ✓ New Technologies



Environment Health & Safety



CDT Specialties


- Ceramics
- Complete Dentures
- Crown & Bridge
- Digital Workflow
- Implants
- Orthodontics
- Partial Dentures



What Is Required to Become a CDT?

- Proficiency in the English Language
- GED/ HS Graduate or Equivalent
- Favorable Legal & Ethical Status
- DLT Experience: 5 yrs.
 - Recognized Graduate: 2 yrs.
- Successfully Pass the CDT Exam Process

<https://nbccert.org/pdfs/CDTExamHandbook.pdf?pdf=7634879>



CDT EXAM PROCESS: Written Comprehensive



- General knowledge of dental anatomy & physiology, regulations, and history
- Basic knowledge of all DLT specialties
- 160 Multiple choice questions/ 2h:45min
- On-line testing only
- Application fee: \$255

CDT EXAM PROCESS: Written Specialty

- Specialty area of choice
- 80 Multiple choice questions/ 1h:30min
- On-line testing only
- Application fee: \$255



CDT EXAM PROCESS: Practical (Hands-On) Specialty

- Specialty area same as written specialty
- Completed preliminary procedures
- Exam guide for practical tasks/
5h:15min
- On-site or remote testing
- Application fee: \$595



CDT EXAM PROCESS: Regulations

- A candidate must apply for the same written and practical area.
- Exams can be taken in any order.
- Exams are supervised by a third-party proctor.
- A candidate has four years to complete the exam process.
- Application and fees must be resubmitted before retaking exams.





FINANCIAL SUPPORT

Grants & Scholarships

[https:// dentallabfoundation.org/ scholarshipsgrants/](https://dentallabfoundation.org/scholarshipsgrants/)

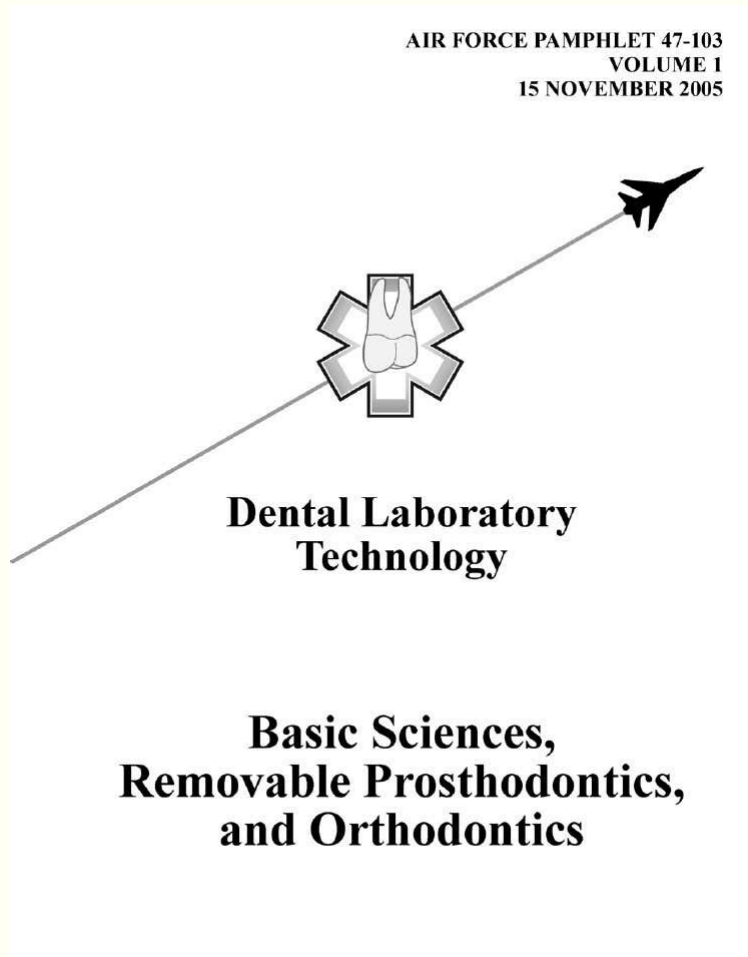




HOW TO PREPARE

References & Resources

REFERENCES & RESOURCES



US Air Force Manuals

CDT Practical Exam VRG

Examination Preparation Guide

NADL Online Study System

Mentorship Directory

*Study Groups

DLT Training & Education LLC

CDT Exam Prep Courses

- Prepares candidates for the CDT Comprehensive and Specialty Exams.
- Follows the NADL study plan.
- Includes researched recommended reference guides.
- Includes electronic study guides, review questions, tutorial videos, and practice written exams/ practical exam coaching.
- Convenient meeting hours.



www.dlttraining.com



DLT TRAINING & EDUCATION
CAN HELP YOU!

Q&A



www.dlttraining.com



THE ROAD TO CERTIFICATION



**YOU HAVE REACHED
YOUR DESTINATION**